




Stool Kit Assembly / Redux For You




Kit contains: 4 legs, 4 short rails, 4 long rails
You will need wood glue. I prefer Titebond*
(pictured below) but any wood glue should do.

Glue **short rails** into **legs** as pictured.
be sure 45 degree cut is facing UP in hole.
Long rail will meet up at 45° inside leg.
Do both sets of **short rails**




Glue **long rails** into **legs**, be sure 45°
angle is placed as shown to match up
with **short rail** cut.



Glue second set of **legs/ short rails** on
to **long rails**.

*



Use elastics to hold stool together until dried, either between corners or around all **4 legs** (depends on size of your elastics) Finish stool as desired when dry (paint, oil, stain)